

| Ill. No. | Part No. | Description | Qty. Rqd. |
|----------|----------|-------------|-----------|
|----------|----------|-------------|-----------|

DOOR FITTINGS

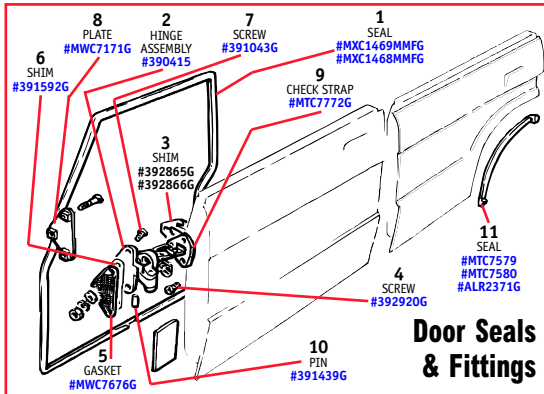
REMARKS LEGEND -

Vehicle i.d. (v) numbers:

JA = 1988 model year; KA = 1989 model year;

LA = 1990 model year; NA = 1992 model year;

RA = 1994 model year; SA = 1995 model year.



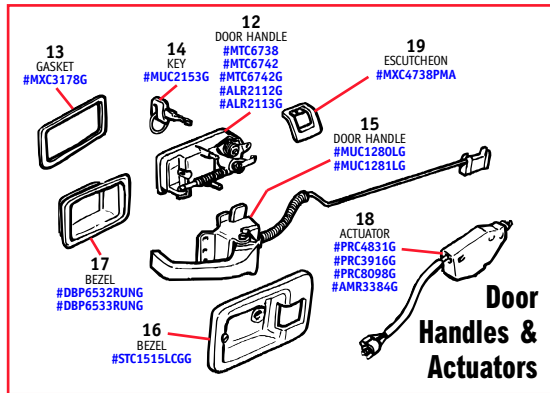
Door Seals & Fittings

| | | | |
|----|-------------|---|-----|
| 1 | MXC1469MMFG | SEAL, front door, LH Up to (v) JA351032 | 1 |
| | MXC1468MMFG | SEAL, front door, RH Up to (v) JA351032 | 1 |
| 2 | 390415 | HINGE ASSEMBLY, front door Up to (v) KA374641 | 4 |
| 3 | 392865G | SHIM, front door hinge to door, 10SWG thick Up to (v) KA374641 | A/R |
| | 392866G | SHIM, front door hinge to door, 6SWG thick Up to (v) KA374641 | A/R |
| 4 | 392920G | SCREW, front door hinge to door Up to (v) KA374641 | 12 |
| 5 | MWC7676G | GASKET, front door hinge to body Up to (v) KA374641 | 4 |
| 6 | 391592G | SHIM, front door hinge to body Up to (v) KA374641 | 4 |
| 7 | 391043G | SCREW, front door hinge to body Up to (v) KA374641 | 12 |
| 8 | MWC7171G | PLATE, hinge, front door Up to (v) KA374641 | 4 |
| 9 | MTC7772G | CHECK STRAP, front door Up to (v) KA374641 | 2 |
| 10 | 391439G | PIN, hinge check strap Up to (v) KA374641 | 4 |
| 11 | MTC7579 | SEAL, rear door to wheel arch, LH Up to (v) KA374641 | 1 |
| | MTC7580 | SEAL, rear door to wheel arch, RH Up to (v) KA374641 | 1 |
| | ALR2371G | SEAL, rear door to wheel arch From (v) NA617685 on | 2 |



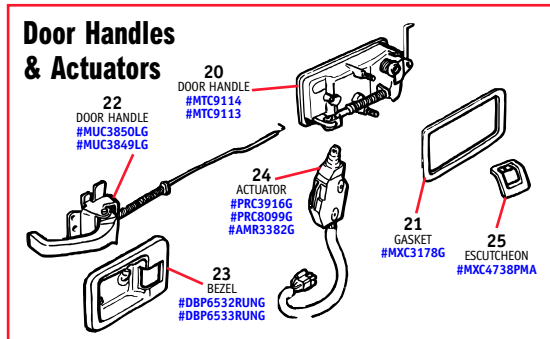
*NLA = No Longer Available

| Ill. No. | Part No. | Description | Qty. Rqd. |
|----------|----------|-------------|-----------|
|----------|----------|-------------|-----------|



Door Handles & Actuators

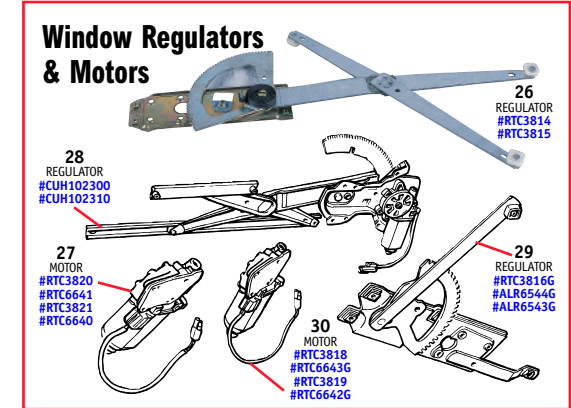
| | | | |
|----|-------------|---|-----|
| 12 | MTC6738 | DOOR HANDLE, exterior, front RH Not heated | 1 |
| | MTC6742 | DOOR HANDLE, exterior, front LH Not heated | 1 |
| | MTC6742G | DOOR HANDLE, exterior, front LH, genuine Not heated | 1 |
| | ALR2112G | DOOR HANDLE, exterior, front RH Heated, with alarm; from (v) RA639964 on | 1 |
| | ALR2113G | DOOR HANDLE, exterior, front LH Heated, with alarm; from (v) RA639964 on | 1 |
| 13 | MXC3178G | GASKET, exterior door handle, front | 2 |
| 14 | MUC2153G | KEY, blank, black rubber head Up to (v) RA647649 | A/R |
| 15 | MUC1280LG | DOOR HANDLE, interior, front RH Up to (v) JA351032 | 1 |
| | MUC1281LG | DOOR HANDLE, interior, front LH Up to (v) JA351032 | 1 |
| 16 | STC1515LCGG | BEZEL, interior door handle, front | 2 |
| 17 | DBP6532RUNG | BEZEL, interior door handle, front RH From (v) KA351033 to RA647649 | 1 |
| | DBP6533RUNG | BEZEL, interior door handle, front LH From (v) KA351033 to RA647649 | 1 |
| 18 | PRC4831G | ACTUATOR, front door LH Up to (v) KA399972 | 1 |
| | PRC3916G | ACTUATOR, front door RH Up to (v) KA399972 | 1 |
| | PRC8098G | ACTUATOR, front doors From (v) LA399973 to RA647649 | 2 |
| | AMR3384G | ACTUATOR, front doors From (v) SA647650 on | 2 |
| 19 | MXC4738PMA | ESCUTCHEON, door lock button, front From (v) KA351033 to RA647649 | 2 |



Door Handles & Actuators

| Ill. No. | Part No. | Description | Qty. Rqd. |
|----------|----------|-------------|-----------|
|----------|----------|-------------|-----------|

| | | | |
|----|-------------|---|---|
| 20 | MTC9114 | DOOR HANDLE, exterior, rear RH | 1 |
| | MTC9113 | DOOR HANDLE, exterior, rear LH | 1 |
| 21 | MXC3178G | GASKET, exterior door handle, rear | 2 |
| 22 | MUC3850LG | DOOR HANDLE, interior, rear RH Up to (v) JA351032 | 1 |
| | MUC3849LG | DOOR HANDLE, interior, rear LH Up to (v) JA351032 | 1 |
| 23 | DBP6532RUNG | BEZEL, interior door handle, rear RH From (v) KA351033 to RA647649 | 1 |
| | DBP6533RUNG | BEZEL, interior door handle, rear LH From (v) KA351033 to RA647649 | 1 |
| 24 | PRC3916G | ACTUATOR, rear doors From (v) KA351033 to KA399972 | 2 |
| | PRC8099G | ACTUATOR, rear doors From (v) LA399973 to RA647649 | 2 |
| | AMR3382G | ACTUATOR, rear doors From (v) SA647650 on | 2 |
| 25 | MXC4738PMA | ESCUTCHEON, door lock button, rear From (v) KA351033 to RA647649 | 2 |



Window Regulators & Motors

| | | | |
|----|-----------|--|------|
| 26 | RTC3814 | REGULATOR, window, front door RH Up to (v) SA657967 | 1 |
| | RTC3815 | REGULATOR, window, front door LH Up to (v) SA657967 | 1 |
| 27 | RTC3820 | MOTOR, window regulator, front door RH Up to (v) KA399972 | 1 |
| | RTC6641G | MOTOR, window regulator, front door RH, genuine From (v) LA399973 to SA657967 | *NLA |
| | RTC6641 | MOTOR, window regulator, front door RH From (v) LA399973 to SA657967 | 1 |
| | RTC3821 | MOTOR, window regulator, front door LH Up to (v) KA399972 | 1 |
| | RTC6640 | MOTOR, window regulator, front door LH From (v) LA399973 to SA657967 | 1 |
| 28 | CUH102300 | REGULATOR, window, front door RH From (v) SA658967 on | 1 |
| | CUH102310 | REGULATOR, window, front door LH From (v) SA658967 on | 1 |
| 29 | RTC3816G | REGULATOR, window, rear door RH Short wheelbase; up to (v) SA659910 | 1 |
| | ALR6544G | REGULATOR, window, rear door RH Long wheelbase; from (v) SA647650 to SA6599 | 1 |
| | ALR6543G | REGULATOR, window, rear door LH Long wheelbase; from (v) SA647650 to SA659910 | 1 |
| 30 | RTC3818 | MOTOR, window regulator, rear door RH Up to (v) KA399972 | 1 |
| | RTC6643G | MOTOR, window regulator, rear door RH From (v) LA399973 to SA659910 | 1 |
| | RTC3819 | MOTOR, window regulator, rear door LH Up to (v) KA399972 | 1 |
| | RTC6642G | MOTOR, window regulator, rear door LH From (v) LA399973 to SA659910 | 1 |

Door Fittings



TO ORDER, CALL **1-800-533-2210**