

ILL. No.	Part No.	Description	Qty. Rqd.
----------	----------	-------------	-----------

OIL COOLERS

REMARKS LEGEND -

Engine (e) numbers:

36D = 3.9 liter, automatic transmission, distributor ignition

Vehicle i.d. (v) numbers:

TA = 1996 model year;

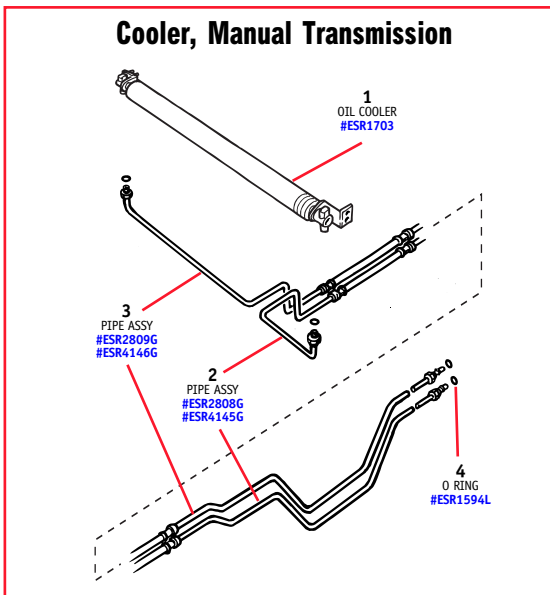
VA = 1997 model year

MONEY-SAVING KITS NOTED IN RED TYPE



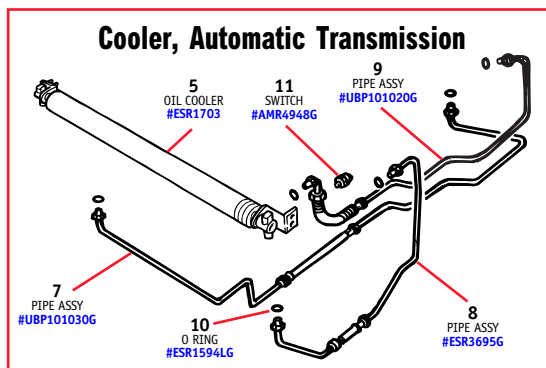
1
OIL COOLER
#ESR1703

1	ESR1703	OIL COOLER ASSEMBLY, transmission	1
2	ESR2808G	PIPE ASSEMBLY, transmission to cooler, Genuine	1
	ESR4145G	Manual transmission; through 1996 Model Year PIPE ASSEMBLY, transmission to cooler, Genuine	1
3	ESR2809	Manual transmission; from 1997 Model Year PIPE ASSEMBLY, cooler to transmission, Genuine	1
	ESR4146G	Manual transmission; through 1996 Model Year PIPE ASSEMBLY, cooler to transmission, Genuine	1
4	ESR1594L	Manual transmission; from 1997 Model Year O RING, oil cooler pipes	4



Cooler, Manual Transmission

ILL. No.	Part No.	Description	Qty. Rqd.
----------	----------	-------------	-----------

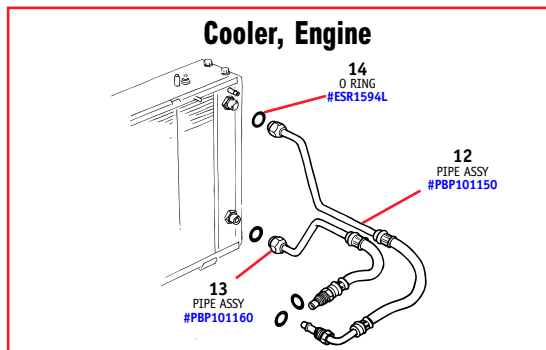


Cooler, Automatic Transmission



6
PIPE KIT
#9355B

5	ESR1703	OIL COOLER ASSEMBLY, transmission	1
6	9355B	OIL COOLER PIPE KIT, transmission Automatic transmission; includes items 7, 8, 9	1
7	UBP101030	PIPE ASSEMBLY, transmission to cooler, Genuine Automatic transmission	1
8	ESR3695	PIPE ASSEMBLY, cooler to cooler, Genuine Automatic transmission	1
9	UBP101020	PIPE ASSEMBLY, cooler to transmission, Genuine Automatic transmission	1
10	ESR1594L	O RING, oil cooler pipes, Genuine	6
11	AMR4948	SWITCH, oil temperature, Genuine Automatic transmission; from (e) 36D45567B on	1



Cooler, Engine

12	PBP101150	PIPE ASSEMBLY, engine to radiator, upper Automatic transmission	1
13	PBP101160	PIPE ASSEMBLY, radiator to engine, lower Automatic transmission	1
14	ESR1594L	O RING, oil cooler pipes	4

ILL. No.	Part No.	Description	Qty. Rqd.
----------	----------	-------------	-----------

ENGINE CONTROLS

REMARKS LEGEND -

Vehicle i.d. (v) numbers:

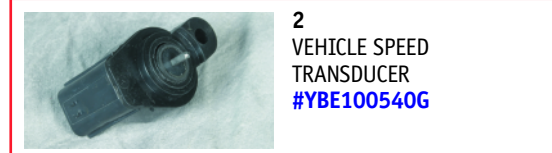
TA = 1996 model year

MONEY-SAVING KITS NOTED IN RED TYPE



1
ACTUATING LINK
#ETC7875G

1	ETC7875G	ACTUATING LINK ASSEMBLY, cruise control, Genuine	1
2	YBE100540G	TRANSDUCER, vehicle speed sensing, Genuine	1
	11H1781L	RUBBER PAD, accelerator pedal	1
	ANR5327	ACCELERATOR CABLE From (v) TA700854 and TA531680 on	1
	RTC4854	CABLE KICKDOWN Automatic transmission	1
	YRC100350G	CASSETTE SPIRAL, cruise control, Genuine	1
	PRC6260G	VACUUM CONTROL UNIT, cruise control, Genuine	1



2
VEHICLE SPEED
TRANSDUCER
#YBE100540G

TECH TIP: Belts, Hoses, Coolant



We always recommend that when you change one hose, you should change all related hoses. The same holds true for belts—check your belts for tiny cracks. If one belt has failed and the others have cracks, change all of your belts at the same time. Rule of thumb—if one has failed, the others are probably not far behind (This is why we sell these parts in complete money-saving kits; the job is much easier and less time-consuming this way.) Lastly, we recommend you change your engine coolant as well at recommended intervals, as it loses its protective temperature range over time and flushing helps remove radiator-clogging deposits. **Note:** Land Rover recommends a coolant change every 30K miles.

PRICES SUBJECT TO CHANGE.
Call for the Latest Pricing and Availability.